



National Arena Swimming League

League	East	Division	2	Round	3	Gala Number	3
Venue	Hertfordshire sports village			Date	10/12/2016	License number	3ER162330

	LANE 1	LANE 2	LANE 3	LANE 4	LANE 5	LANE 6	LANE 7	LANE
	Potters Bar	Ware	Bushey	Hertford	Verulam	Tring	Brent Dolphins	
DEFAULT POINTS TOTALS	PLACE 6	PLACE 5	PLACE 2	PLACE 1	PLACE 3	PLACE 4	PLACE 7	PLACE
OVERALL POINTS TOTAL	POINTS 151	POINTS 177	POINTS 231	POINTS 266	POINTS 223	POINTS 204	POINTS 142	POINTS

Event	Time	Place	Points	Time	Place	Points	Time	Place	Points	Time	Place	Points	Time	Place	Points	Time	Place	Points							
																			Time	Place	Points	Time	Place	Points	Time
1 Ladies Open	200	2:44.63	4	4	2:58.55	6	2	2:55.26	5	3	2:44.10	3	5	2:38.44	1	7	2:38.83	2	6	3:02.42	7	1	0:00.00		
	Individual Medley	Maya Spence Spence		Isabel Watson		CHIARA BROWN		Madeleine Smith		Elena Baccas		Brianna Mazey		Patrycja Bilas											
	Reason for no points																								
2 Mens Open	200	2:31.95	5	3	2:24.49	2	6	2:23.63	1	7	2:30.17	4	4	2:30.05	3	5	0:00.00			2:56.68	6	2	0:00.00		
	Individual Medley	Matthew Honeyman		Lewis Elliston		JACK JACKSON		William Charles		Ignatius James		Krystan Bilas													
	Reason for no points	No Swimmer																							
3 Girls 9/11 Years	4 x 50m Freestyle Relay	2:36.10	5	3	2:27.46	1	7	2:43.75	7	1	2:30.33	4	4	2:28.48	3	5	2:27.62	2	6	2:37.93	6	2	0:00.00		
	Reason for no points																								
4 Boys 9/11 Years	4 x 50m Freestyle Relay	2:29.05	3	5	2:26.67	2	6	2:30.85	4	4	2:22.84	1	7	2:35.57	5	3	2:41.41	6	2	0:00.00			0:00.00		
	Reason for no points	10.11																							
5 Girls 13/u	4 x 50m Medley Relay	3:01.70	7	1	2:48.93	6	2	2:31.14	2	6	2:36.33	4	4	2:24.08	1	7	2:35.64	3	5	2:38.54	5	3	0:00.00		
	Reason for no points																								
6 Boys 13/u	4 x 50m Medley Relay	2:21.50	2	6	2:39.58	6	2	2:23.46	3	5	2:16.03	1	7	2:24.81	4	4	3:16.85	7	1	2:25.93	5	3	0:00.00		
	Reason for no points																								
7 Girls 15/u	4 x 50m Freestyle Relay	2:16.41	6	2	2:19.62	7	1	2:06.11	2	6	2:07.46	3	5	2:07.54	4	4	2:04.03	1	7	2:08.39	5	3	0:00.00		
	Reason for no points																								
8 Boys 15/u	4 x 50m Freestyle Relay	2:05.39	5	3	2:16.07	7	1	1:52.73	1	7	1:53.03	2	6	2:03.16	4	4	2:01.43	3	5	2:07.84	6	2	0:00.00		
	Reason for no points																								
9 Ladies Open	4 x 50m Medley Relay	2:25.68	6	2	2:22.73	4	4	2:21.11	2	6	2:21.44	3	5	2:24.54	5	3	2:17.74	1	7	2:35.40	7	1	0:00.00		
	Reason for no points																								
10 Mens Open	4 x 50m Medley Relay	2:06.19	3	5	2:06.21	4	4	1:58.08	1	7	2:04.50	2	6	2:07.17	5	3	2:12.86	7	1	2:12.83	6	2	0:00.00		
	Reason for no points																								
11 Girls 10/11 Years	50m Backstroke	0:43.57	5	3	0:41.54	1	7	0:42.48	2	6	0:44.73	6	2	0:42.92	3	5	0:43.17	4	4	0:51.31	7	1	0:00.00		
		Tilly Larner		Zoe Van Maanenber		KATHERINE WHEATLEY		Katie Gorman		Rosie Hadfield		Chloe Sharp		Chloe King											
	Reason for no points																								
12 Boys 10/11 Years	50m Backstroke	0:41.81	4	4	0:39.89	2	6	0:43.10	5	3	0:39.63	1	7	0:40.20	3	5	0:45.37	6	2	0:50.81	7	1	0:00.00		
		James Renton		Callum Cox		WILLIAM PRESLAND		Luca Fabri		Reece Dickson		Oliver Denton-Sparke		Krystan Galeziowski											
	Reason for no points																								
13 Girls 13/U	100m Breaststroke	1:53.69	7	1	1:40.06	5	3	1:39.19	4	4	1:44.98	6	2	1:34.22	1	7	1:36.16	2	6	1:37.76	3	5	0:00.00		
		Jessica Moore		Alice Field		Mojisoreoluwa OLAWANDE		Lauren Parsons		Libby Clayworth		Mia Boersma		Wiktorja Otulak											
	Reason for no points																								
14 Boys 13/U	100m Breaststroke	1:20.78	1	7	1:47.42	7	1	1:29.55	4	4	1:23.96	2	6	1:32.81	5	3	1:33.49	6	2	1:24.54	3	5	0:00.00		
		Samuel Oakley		Tommy Liddiard		ETHAN SHEERIN		Joshua Holland		Nathaniel Hopkins		Joseph Judson		Gabriel Dragomir											
	Reason for no points																								
15 Girls 15/U	100m Backstroke	1:26.30	7	1	1:19.67	4	4	1:16.10	3	5	1:16.02	2	6	1:21.63	5	3	1:15.86	1	7	1:22.87	6	2	0:00.00		
		Anna Shipman		Faye Berry		EMILY PRESLAND		Frankie Hunt		Sophie Hadfield		Marcia Billingham		Ella Pollendine											
	Reason for no points																								
16 Boys 15/U	100m Backstroke	0:00.00			1:26.51	6	2	1:11.05	1	7	1:15.13	3	5	1:26.16	5	3	1:11.44	2	6	1:18.46	4	4	0:00.00		
		Joshua Foreman		Matthew Lloyd-Jones		MICHAEL KIRWAN		Archie Andelin		Alfie Tinkler		Christopher Hughes		Victor Routier											
	Reason for no points	6.5																							
17 Ladies Open	100m Butterfly	1:14.92	1	7	1:16.67	2	6	1:18.65	3	5	1:25.84	6	2	1:20.33	5	3	1:19.15	4	4	1:26.38	7	1	0:00.00		
		Rachel Connery		Karen Keen		ELLA BAILEY		Eve O'Conner		Lucy Jordan-Caws		Chloe Woodruff		Patrycja Bilas											
	Reason for no points																								
18 Mens Open	100m Butterfly	1:08.47	5	3	1:04.59	2	6	1:03.55	1	7	1:07.56	4	4	1:06.07	3	5	1:13.97	7	1	1:11.29	6	2	0:00.00		
		Matthew Honeyman		Charles Sinclair		LIAM HALL		Daniel Tarry		Ignatius James		Thomas Monks		Shanil Ramalya											
	Reason for no points																								
19 Girls 10/11 Years	50m Butterfly	0:46.14	7	1	0:43.91	4	4	0:44.72	5	3	0:45.83	6	2	0:40.72	2	6	0:37.01	1	7	0:41.33	3	5	0:00.00		
		Keely White		Victoria George		KATHERINE WHEATLEY		Maddy Milroy		Ryen Canning		Isobel Geller		Miriam Olszta											
	Reason for no points																								
20 Boys 10/11 Years	50m Butterfly	0:41.13	4	4	0:37.84	2	6	0:43.58	7	1	0:37.93	3	5	0:42.58	5	3	0:33.93	1	7	0:42.87	6	2	0:00.00		
		Jake Moore		Sidney Thompson		JAKE GOURD		Henry Roberts		Cameron Langfield		Samuel Pyefinch		Elliot Routier											
	Reason for no points																								
21 Girls 13/u	100m Backstroke	1:34.89	7	1	1:32.84	6	2	1:22.00	3	5	1:21.00	2	6	1:17.12	1	7	1:32.59	5	3	1:23.81	4	4	0:00.00		
		Tilly Larner		Edith Corkery-Schless		JESSICA PRESLAND		Hannah Southall		Libby Chambers		Olivia Thompson		Iara aptowitz											
	Reason for no points																								
	100m Backstroke	1:23.93	4	4	1:34.05	6	2	1:20.30	3	5	1:15.95	2	6	1:15.75	1	7	1:38.52	7	1	1:28.40	5	3	0:00.00		






National Arena Swimming League

League	East	Division	2	Round	3	Gala Number	3
Venue	Hertfordshire sports village				Date	10/12/2016	
License number	3ER162330						
LANE 1	LANE 2	LANE 3	LANE 4	LANE 5	LANE 6	LANE 7	LANE 8
Potters Bar	Ware	Bushey	Hertford	Verulam	Tring	Brent Dolphins	
PLACE 6	PLACE 5	PLACE 2	PLACE 1	PLACE 3	PLACE 4	PLACE 7	PLACE
POINTS 151	POINTS 177	POINTS 231	POINTS 266	POINTS 223	POINTS 204	POINTS 142	POINTS

DEFAULT POINTS TOTALS: 8 LANE 1900, 7 LANE 1400. OVERALL POINTS TOTAL: **1394**. DOG, TIES ETC WILL CHANGE THESE FIGURES.

Event	Time	Place	Points	Time	Place	Points	Time	Place	Points	Time	Place	Points	Time	Place	Points	Time	Place	Points							
																			Time	Place	Points	Time	Place	Points	Time
22 Boys 13/u	Reason for no points																								
23 Girls 15/u	100m Butterfly	1:32.92	6	2	1:39.68	7	1	1:27.91	4	4	1:24.90	1	7	1:25.09	2	6	1:27.72	3	5	1:30.17	5	3	0:00.00		
	Reason for no points																								
24 Boys 15/u	100m Butterfly	1:22.49	7	1	1:20.78	6	2	1:17.22	4	4	1:08.59	1	7	1:11.52	3	5	1:18.52	5	3	1:11.37	2	6	0:00.00		
	Reason for no points																								
25 Ladies Open	100m Backstroke	1:16.00	4	4	1:23.60	7	1	1:13.25	3	5	1:11.38	2	6	1:21.43	5	3	1:10.43	1	7	1:22.78	6	2	0:00.00		
	Reason for no points																								
26 Mens Open	100m Backstroke	1:10.83	3	5	1:08.93	2	6	1:08.09	1	7	1:11.89	4	4	1:23.22	7	1	1:19.21	6	2	1:15.68	5	3	0:00.00		
	Reason for no points																								
27 Girls 10/11 Years	50m Breaststroke	0:53.70	6	2	0:46.65	1	7	0:52.07	5	3	0:49.40	4	4	0:48.45	3	5	0:47.29	2	6	1:03.09	7	1	0:00.00		
	Reason for no points																								
28 Boys 10/11 Years	50m Breaststroke	0:46.26	3	5	0:46.08	2	6	0:47.72	5	3	0:44.29	1	7	0:50.38	6	2	0:58.88	7	1	0:47.11	4	4	0:00.00		
	Reason for no points																								
29 Girls 13/u	100m Butterfly	1:34.07	5	3	1:42.00	7	1	1:24.01	3	5	1:21.88	2	6	1:18.06	1	7	1:37.31	6	2	1:33.46	4	4	0:00.00		
	Reason for no points																								
30 Boys 13/u	100m Butterfly	1:25.38	5	3	1:48.82	7	1	1:17.76	2	6	1:09.49	1	7	1:26.44	6	2	1:20.29	4	4	1:18.39	3	5	0:00.00		
	Reason for no points																								
31 Girls 15/u	100m Freestyle	1:12.23	6	2	1:13.10	7	1	1:07.24	4	4	1:06.94	3	5	1:08.31	5	3	1:03.37	1	7	1:05.32	2	6	0:00.00		
	Reason for no points																								
32 Boys 15/u	100m Freestyle	1:06.98	6	2	1:05.28	4	4	1:03.92	3	5	1:01.63	1	7	1:11.14	7	1	1:03.91	2	6	1:06.92	5	3	0:00.00		
	Reason for no points																								
33 Ladies Open	100m Breaststroke	1:35.11	7	1	1:25.98	3	5	1:29.36	5	3	1:26.89	4	4	1:21.10	1	7	1:23.95	2	6	1:31.61	6	2	0:00.00		
	Reason for no points																								
34 Mens Open	100m Breaststroke	1:22.74	5	3	1:27.20	7	1	1:17.63	3	5	1:17.50	2	6	1:15.14	1	7	1:20.68	4	4	1:25.92	6	2	0:00.00		
	Reason for no points																								
35 Girls 10/11 Years	50m Freestyle	0:42.51	7	1	0:35.37	2	6	0:41.28	6	2	0:37.19	4	4	0:35.95	3	5	0:33.06	1	7	0:39.44	5	3	0:00.00		
	Reason for no points																								
36 Boys 10/11 Years	50m Freestyle	0:38.71	5	3	0:35.30	2	6	0:36.56	4	4	0:33.96	1	7	0:39.38	6	2	0:41.54	7	1	0:36.03	3	5	0:00.00		
	Reason for no points																								
37 Girls 13/u	100m Freestyle	1:33.08	7	1	1:19.97	6	2	1:07.52	2	6	1:12.88	3	5	1:07.48	1	7	1:16.00	5	3	1:14.33	4	4	0:00.00		
	Reason for no points																								
38 Boys 13/u	100m Freestyle	1:07.94	2	6	1:20.48	7	1	1:07.29	1	7	1:08.01	3	5	1:09.46	4	4	1:10.95	5	3	1:16.54	6	2	0:00.00		
	Reason for no points																								
39 Girls 15/u	100m Breaststroke	1:38.78	5	3	1:34.50	4	4	1:39.65	6	2	1:28.05	2	6	1:30.12	3	5	1:26.58	1	7	1:55.03	7	1	0:00.00		
	Reason for no points																								
40 Boys 15/u	100m Breaststroke	1:31.42	4	4	1:47.03	7	1	1:22.49	2	6	1:19.42	1	7	1:26.87	3	5	1:32.02	5	3	1:35.12	6	2	0:00.00		
	Reason for no points																								

NASL 2016.V2		National Arena Swimming League																								
  		League East			Division 2			Round 3			Gala Number 3															
Venue Hertfordshire sports village		Date 10/12/2016			License number 3ER162330																					
DEFAULT POINTS TOTALS 8 LANE 1900 7 LANE 1400		OVERALL POINTS TOTAL 1394																								
EVENTS		TIME	PLACE	POINTS	TIME	PLACE	POINTS	TIME	PLACE	POINTS	TIME	PLACE	POINTS	TIME	PLACE	POINTS	TIME	PLACE	POINTS							
41	Ladies Open	100m Freestyle	1:05.07	1	7	1:11.50	7	1	1:08.50	6	2	1:05.99	2	6	1:08.15	4	4	1:08.26	5	3	1:06.46	3	5	0:00.00		
		Reason for no points																								
42	Mens Open	100m Freestyle	1:04.65	6	2	0:56.90	2	6	0:59.49	4	4	0:58.91	3	5	1:03.30	5	3	1:10.42	7	1	0:56.01	1	7	0:00.00		
		Reason for no points																								
43	Girls 9 /11 Years	4 x 50m Medley Relay	3:10.46	6	2	2:47.28	1	7	0:00.00			2:57.91	4	4	2:49.88	2	6	2:50.40	3	5	2:59.72	5	3	0:00.00		
		Reason for no points	7.5																							
44	Boys 9 /11 Years	4 x 50m Medley Relay	2:53.27	3	5	2:50.48	2	6	2:54.96	4	4	2:39.82	1	7	2:57.91	5	3	3:04.69	7	1	3:00.86	6	2	0:00.00		
		Reason for no points																								
45	Girls 13/u	4 x 50m Freestyle Relay	2:38.02	7	1	2:33.99	6	2	2:16.82	4	4	2:13.32	2	6	2:09.25	1	7	2:14.01	3	5	2:17.58	5	3	0:00.00		
		Reason for no points																								
46	Boys 13/u	4 x 50m Freestyle Relay	2:08.57	4	4	2:19.58	6	2	2:03.76	1	7	2:05.16	2	6	2:07.26	3	5	2:29.44	7	1	2:13.40	5	3	0:00.00		
		Reason for no points																								
47	Girls 15/u	4 x 50m Medley Relay	2:46.78	6	2	2:40.51	5	3	2:34.67	4	4	2:26.82	3	5	2:26.56	2	6	2:14.43	1	7	0:00.00			0:00.00		
		Reason for no points	10.2																							
48	Boys 15/u	4 x 50m Medley Relay	0:00.00			2:40.47	6	2	2:19.98	3	5	2:08.92	1	7	2:21.57	4	4	2:15.00	2	6	2:23.33	5	3	0:00.00		
		Reason for no points	9.3																							
49	Ladies Open	6 x 50m Freestyle Relay	3:14.63	5	3	3:15.87	6	2	3:07.91	2	6	3:09.15	3	5	3:09.76	4	4	3:02.98	1	7	3:16.91	7	1	0:00.00		
		Reason for no points																								
50	Mens Open	6 x 50m Freestyle Relay	2:47.82	4	4	2:45.08	2	6	2:38.90	1	7	2:47.50	3	5	2:53.65	6	2	3:01.43	7	1	2:51.86	5	3	0:00.00		
		Reason for no points																								
TOTALS OF ALL PLACES PER CLUB		1st	3	1st	4	1st	9	1st	12	1st	10	1st	11	1st	1	1st										
		2nd	2	2nd	13	2nd	8	2nd	13	2nd	4	2nd	8	2nd	2	2nd										
		3rd	5	3rd	1	3rd	10	3rd	12	3rd	11	3rd	5	3rd	6	3rd										
		4th	8	4th	6	4th	11	4th	9	4th	7	4th	4	4th	5	4th										
		5th	11	5th	2	5th	6	5th	5	5th	12	5th	6	5th	13	5th										
		6th	9	6th	12	6th	3	6th	4	6th	4	6th	5	6th	13	6th										
		7th	10	7th	12	7th	2	7th		7th	2	7th	10	7th	8	7th										
		8th		8th		8th		8th		8th		8th		8th		8th										
		Potters Bar	Ware		Bushey		Hertford		Verulam		Tring		Brent Dolphins													
POINTS AT EVENT 10		34	35	52	53	45	40	19																		
POINTS AT EVENT 18		60	70	93	87	79	72	40																		
POINTS AT EVENT 26		82	94	127	130	117	107	68																		
POINTS AT EVENT 34		103	120	161	176	151	143	95																		
POINTS AT EVENT 42		130	147	194	221	186	171	124																		